



### District Report Card: 2017


<b>State:</b> West Bengal	<b>District:</b> Kolkata
<b>Class:</b> 3	<b>Subject:</b> Mathematics
<b>Schools:</b> 59	<b>Students:</b> 1011


### Participation/Coverage


#### Students

 GENDER	Boys		Girls	
	Number	%	Number	%
	492	48.66	519	51.34

 AREA	Rural		Urban	
	Number	%	Number	%
	30	2.97	981	97.03

 CATEGORY	SC		ST		OBC		GEN	
	Number	%	Number	%	Number	%	Number	%
	161	15.92	3	0.30	31	3.07	816	80.71

 CWSN	LD	VI	HI	S&LD	ID	Oth
	1	1	1	12	17	3

 Management	Government		Government-aided	
	Number	%	Number	%
	316	31.26	695	68.74

### Average Performance of Students in Mathematics (%)

Overall	Gender		Area		Management		Social Group			
	Male	Female	Rural	Urban	Govt.	Aided	SC	ST	OBC	GEN
77.86	75.93	79.69	71.11	78.07	78.54	77.55	75.69	91.11	80.65	78.14

## Performance on Learning Outcomes (LOs)

Learning Outcomes	Description	Average Performance(%)
M301	Reads and writes numbers up to 999 using place value	76.23
M302	Compares numbers up to 999 based on their place values	86.94
M303	Solves simple daily life problems using addition and subtraction of three digit numbers with and without regrouping	74.62
M304	Constructs and uses the multiplication facts (up till 10) in daily life situations	77.40
M305	Analyses and applies an appropriate number operation in the situation/ context	75.17
M306	Explains the meaning of division facts by equal grouping/sharing and finds it by repeated subtraction	77.94
M309	Identifies and makes 2D-shapes by paper folding, paper cutting on the dot grid, using straight lines etc.	92.57
M311	Fills a given region leaving no gaps using a tile of a given shape	54.30
M312	Estimates and measures length and distance using standard units like centimeters or meters & identifies relationships	61.57
M317	Reads the time correctly to the hour using a clock/watch	85.06
M318	Extends patterns in simple shapes and numbers	67.96
M319	Records data using tally marks, represents pictorially and draws conclusions	92.38

Range of Performance of Students who Answered Correctly							
Below 30%		30% - 50%		50% - 75%		Above 75%	
Number	%	Number	%	Number	%	Number	%
19	1.88	79	7.81	286	28.29	627	62.02

### Lowest Performing Learning Outcomes (LOs)

- 1 - Fills a given region leaving no gaps using a tile of a given shape (54.30)
- 2 - Estimates and measures length and distance using standard units like centimeters or meters & identifies relationships (61.57)
- 3 - Extends patterns in simple shapes and numbers (67.96)
- 4 - Solves simple daily life problems using addition and subtraction of three digit numbers with and without regrouping (74.62)
- 5 - Analyses and applies an appropriate number operation in the situation/ context (75.17)